




# HOLDER

## THE SWEEPER WITH ADDED VALUE.

KS 1200 / KS 1600 SWEEPER-SUCTION COMBINATION FOR THE HOLDER B, C AND S SERIES



HOPPER	B/C SERIES	S SERIES	BRUSH SYSTEM		B/C SERIES	S SERIES
Hopper, gross	1,2 m <sup>3</sup>	1,5 m <sup>3</sup>	Diameter	plate brush	700 mm / 900 mm	
Hopper, net	0,8 m <sup>3</sup>	1,12 m <sup>3</sup>		third brush	700 mm	
Fresh water tank	215 l	215 l	Sweeping width for suction mouth coverage with third brush		1450 mm – 2000 mm 1450 mm – 2500 mm	
Recycled water	140 l	220 l	MODEL VERSION		B/C SERIES	S SERIES
Total height incl. carrier vehicle	From 2000 mm	From 2200 mm	KS 1200		✓	
Total outer width incl. carrier vehicle	From 1130 mm	From 1360 mm	KS 1600			✓



















# YOUR BENEFITS

Possible height of 2000 – 2300 mm (depending on tyres)






















-  COST SAVINGS
-  TIME SAVINGS
-  SAFETY
-  COMFORT
-  WORKING RESULTS

## HOPPER

-  Robust stainless steel container with usable container volume of 0.8 m<sup>3</sup> / 1,12 m<sup>3</sup>
-  Noise reduction thanks to a fan that is positioned at the bottom
-  Noise and fuel reduction since the maximum suction is reached at just 1750 rpm
- 
-  No refuelling of the circulating water necessary, because a bottom valve in the container prevents the circulating water from draining when the hopper is tipped 
- 
-  Optimum dust binding thanks to the intelligent circulating water system: The circulating water in the dirt tank flows back into the dirty water tank and is moved into the suction hose for dust binding
- 
-  Safe access to the suction hose for servicing and cleaning, as well as easy use of the suction hose as a hand-held suction hose with a diameter of 17.5 cm: 
- 
-  The entire suction hose can be detached from the suction mouth during operation in just a few simple steps
-  Integrated leaf rake to quickly remove stuck-on leaves without having to open the container
-  Integrated high-pressure cleaner incl. 12 m hose, 17 l/min at 150 bar
- 
-  Multifunctional: When combined with a mower, it can also be used as a mowing container
- 

## BRUSH SYSTEM

-  Flexibly adaptable sweeper with individual brush control and simultaneous control; for example, to sweep out parking spaces 
-  Protection of the brushes and improved sweeping results thanks to the left- and right-hand independent hydraulic brush relief 
-  Optimum dust binding thanks to the fresh water nozzles on the brushes
-  Quick key for sweeping on a second level
-  Excellent view of the swept material thanks to the integrated suction mouth camera 
-  Collision protection for the brush arms and brush plates
-  Shortening of the suction hose and easy operation thanks to the suction mouth being on the right and the asymmetrical brushes  
-  Easy operation thanks to the fixed setting of the larger left-hand brush and the flexible control of the right-hand brush when sweeping
- 
-  Single-handed operation: All operating elements are clearly arranged on the joystick
-  Can be quickly and easily replaced with a mower in less than five minutes 
-  **The third brush: a flexible addition to the 2-brush system**
-  Every 2-brush system easily converts into a 3-brush system, optionally with a weed broom and an integrated impact protection 